

ERIBA CARAVANS 2024

Price list for Germany - Valid from 01.08.2023




ERIBA



CONTENT

ERIBA Touring	5
ERIBA Touring 820	15
ERIBA Feeling and Nova Light	20
ERIBA Original Parts	26
IMPORTANT NOTES	27



IMPORTANT INFORMATION REGARDING THE SELECTION OF YOUR CARAVAN

When purchasing a caravan, it is especially important to select not only an appealing design, but also the right layout. Weight also plays an essential role here. Family, friends, optional equipment, accessories, and baggage – there should be enough space for all of this. At the same time, there are legal and technical limits for configuration and loading. Each caravan is designed for a certain weight which must not be exceeded during travel. This raises a question for caravan buyers: How should I configure my vehicle to accommodate baggage and accessories according to my needs without causing the vehicle to exceed this maximum weight? To help you make this decision, we have provided you some information below that is particularly important when selecting your vehicle from our product range:

1. The technically permissible maximum laden mass...

... is a value specified by the manufacturer which the vehicle must not exceed. Based on the layout, ERIBA specifies an upper limit for the vehicle, which can vary from layout to layout (e.g. 1,600 kg, 1,700 kg). You will find the corresponding specification for each layout in the technical data.

	Touring 530	Touring 540
Axle	Mono	Mono
Tyre size	185 R14 C 102 L	185 R14 C 102 L
Overall length (cm)	599	599
Body length (exterior), approx. cm	471	471
Gesamtbreite (cm)	210	210
Interior length (cm)	466	466
Interior width (cm)	200	200
Overall height (cm)	227	227
Roof type	Pop-up roof	Pop-up roof
Headroom in living area (cm)	195	195
A-measurement awning (cm)	730	730
Mass in running order (kg) (+/-5%)*	990 (941 - 1040)*	997 (947 - 1047)*
Manufacturer-specified mass for optional equipment (kg)*	223 / 313 ○	211 / 301 ○
Technically permissible maximum laden mass (kg)*	1300 / 1400 ○	1300 / 1400 ○

2. The mass in running order...

... consists – to put it simply – of the basic vehicle with standard equipment. It is legally permissible and possible for the mass in running order of your vehicle to deviate from the nominal value specified in the sales documents. The permissible tolerance is $\pm 5\%$. The permissible range in kilograms is stated in parentheses after the mass in running order. In order to provide you with full transparency regarding possible weight deviations, ERIBA weighs each vehicle at the end of the line and informs your trading partner of the weighing result of your vehicle for forwarding to you. For detailed explanations of the mass in running order and the effect of tolerances on the minimum payload and the payload, please refer to the “Legal notes” section.

IMPORTANT INFORMATION REGARDING THE SELECTION OF YOUR CARAVAN

3. The standard sleeping berths...

... are specified by the manufacturer and shown in the sales documents. The number of sleeping berths can be increased (e.g. 3-person bunk bed) or, if required, reduced (e.g. sideboard instead of seating group) by selecting optional equipment.

	Touring 530	Touring 540
Axle	Mono	Mono
Berths	3	3
Manufacturer-specified mass for optional equipment (kg)*	223 / 313 O	211 / 301 O

4. The mass for optional equipment specified by the manufacturer...

... is a value set for each layout by ERIBA for the maximum mass of optional equipment that can be ordered. This limit is intended to ensure that the minimum payload, i.e. the legally required free mass for baggage and retrofitted accessories, is actually available for the load capacity of the vehicles delivered by ERIBA. If, in exceptional cases, the weighing at the end of the line nevertheless shows that the actual load capacity falls short of the minimum payload due to a permissible weight deviation, we will check together with your trading partner and you whether we should, for example, increase the load capacity of the vehicle or remove optional equipment before delivering the vehicle. For detailed explanations of the effects of the tolerances on the minimum payload and the payload, please refer to the "Legal notes" section.

OPTIONAL EXTRAS ERIBA TOURING 820

	Price £	Touring 820	Additional weight*
Chassis			
V201102800	Upgrading to 2,800 kg	590.-	30
V2035143	Spare wheel on alloy rim incl. underfloor bracket, lockable	530.-	20
V20080J	Anti-sway system: By gentle braking, the caravan pulls itself back on track	850.-	5
V2071013	Truma Mover XT4 (electric manoeuvring aid, engage / disengage) with remote control for tandem axle up to 3,100 kg	4,710.-	66

Package	Autonomy package XL
ERIBA Smart-Battery-System (150 Ah Lithium) incl. additional 18 A charger and battery computer	x
Third habitation battery (95 Ah AGM)	x
Inverter 12 V to 230 V, 1,800 W with network priority circuit	x
Third habitation battery "ERIBA Smart Battery System" (150 Ah Lithium)	
Package price £	3,880.-
Additional weight*	62

5. The additional weight of optional equipment and packages...

... increases the actual mass of the vehicle (= mass in running order plus selected optional equipment) and reduces the payload. The specified value shows the additional weight compared to the standard equipment of the respective layout. The total weight of the selected packages and optional equipment must not exceed the mass for optional equipment specified by the manufacturer.

PRICES AND TECHNICAL DATA ERIBA TOURING



	Touring 310	Touring 320	Touring 420	Touring 430
Axle	Mono	Mono	Mono	Mono
Tire size	185 R14 C 102 L	185 R14 C 102 L	185 R14 C 102 L	185 R14 C 102 L
Overall length (cm)	506	506	554	554
Body length (exterior) (cm)	371	371	421	421
Total width (cm)	200	200	200	200
Interior length (cm)	366	366	416	416
Interior width (cm)	190	190	190	190
Overall height (cm)	227	227	227	227
Roof type	Pop-up roof	Pop-up roof	Pop-up roof	Pop-up roof
Headroom in living area (cm)	195	195	195	195
A-measurement awning (cm)	635	635	700	700
Mass in running order (kg) (+/-5%)*	795 (755 - 835)*	824 (783 - 865)*	907 (862 - 952)*	917 (871 - 963)*
Manufacturer-specified mass for optional equipment (kg)*	18 / 118 ○ / 168 ○	99 / 149 ○	106 / 206 ○ / 306 ○	96 / 196 ○ / 296 ○
Technically permissible maximum laden mass (kg)*	900 / 1000 ○ / 1050 ○	1000 / 1050 ○	1100 / 1200 ○ / 1300 ○	1100 / 1200 ○ / 1300 ○
Maximum nose weight (kg)	100	100	100	100
Insulation floor / side walls / roof (mm)	35 / 28 / 26	35 / 28 / 26	35 / 28 / 26	35 / 28 / 26
Bed dimension: Front bed, L x W (cm)	188 x 73 - 53 / 188 x 73 ○			188 x 73 - 60
Bed dimension: Rear bed, L x W (cm)	188 x 140	188 x 140	190 x 188	188 x 140
Bed dimension: Sleeping roof, L x W (cm)				
Berths	3	2	2	3
Burner hob	2	2	2	2
Refrigerator volume incl. freezer (l)	81 (10)	81 (10)	81 (10)	81 (10)
Heating type	Gas heating, 3.5 kW	Gas heating, 3.5 kW	Gas heating, 3.5 kW	Gas heating, 3.5 kW
Gas bottle storage (Filling weight)	2x 5kg	2x 5kg	2x 5kg	2x 5kg
Fresh water supply (l)	12 / 30 ○	12 / 12 / 30 ○	12 / 12 / 30 ○	12 / 12 / 30 ○
Warm water tank (l)	Electric boiler 5 l ○	Electric boiler 5 l ○	Electric boiler 5 l ○	Electric boiler 5 l ○
Sockets: 230 V	2 - 4 ○	3 - 5 ○	3 - 5 ○	3 - 5 ○
Sockets: USB	2 ○	2 ○	2 ○	2 ○

● Standard equipment
◆ On request (no extra cost)

○ Optional equipment
— Not possible

▲ Mandatory
□ Available in package

△ Not known at the time of publication



* INFO

The specified mass in running order is a standard value defined in the type approval procedure. Due to manufacturing tolerances, the actual weighed mass in running order may deviate from the value stated above. Deviations of up to ± 5% of the mass in running order are legally permissible and possible. The permissible range in kilograms is stated in parentheses after the mass in running order. The mass for optional equipment specified by the manufacturer is an imputed value determined for each type and layout by which ERIBA specifies the maximum weight available for factory-fitted optional equipment. The purpose of limiting optional equipment is to ensure that the minimum payload, i.e. the legally required free mass for baggage and retrofitted accessories, is actually available for the load capacity of vehicles

delivered by ERIBA. The actual weight of your vehicle after leaving the factory can only be determined when it is weighed at the end of the line. If, in exceptional cases, the weighing shows that the actual load capacity falls short of the minimum payload due to a permissible weight deviation, despite the limitation of the optional equipment, we will check together with your trading partner and you before delivery of the vehicle whether we should, for example, increase the load capacity of the vehicle or remove optional equipment. The technically permissible maximum laden mass of the vehicle must not be exceeded. For detailed information and explanations on the topic of weight and the configuration of the vehicle, please refer to the "Legal notes" section.

PRICES AND TECHNICAL DATA ERIBA TOURING



	Touring 530	Touring 540	Touring 542	Touring 550	Touring 560
Axle	Mono	Mono	Mono	Mono	Mono
Tire size	185 R14 C 102 L	185 R14 C 102 L	185 R14 C 102 L	185 R14 C 102 L	185 R14 C 102 L
Overall length (cm)	599	599	599	599	599
Body length (exterior) (cm)	471	471	471	471	471
Total width (cm)	210	210	210	210	210
Interior length (cm)	466	466	466	466	466
Interior width (cm)	200	200	200	200	200
Overall height (cm)	227	227	227	227	227
Roof type	Pop-up roof	Pop-up roof	Pop-up roof	Pop-up roof	Pop-up roof
Headroom in living area (cm)	195	195	195	195	195
A-measurement awning (cm)	730	730	730	730	730
Mass in running order (kg) (+/-5%)*	990 (941 - 1040)*	997 (947 - 1047)*	995 (945 - 1045)*	1007 (957 - 1057)*	1057 (1004 - 1110)*
Manufacturer-specified mass for optional equipment (kg)*	223 / 313 ○	211 / 301 ○	218 / 308 ○	196 / 286 ○ / 386 ○	146 / 236 ○
Technically permissible maximum laden mass (kg)*	1300 / 1400 ○	1300 / 1400 ○	1300 / 1400 ○	1300 / 1400 ○ / 1500 ○	1300 / 1400 ○
Maximum nose weight (kg)	100	100	100	100	100
Insulation floor / side walls / roof (mm)	35 / 28 / 26	35 / 28 / 26	35 / 28 / 26	35 / 28 / 26	35 / 28 / 26
Bed dimension: Front bed, L x W (cm)	198 x 98 - 94	198 x 73 - 60	198 x 73 - 60	180 x 100 - 78 / 180 x 125 ○	180 x 74 / 180 x 72
Bed dimension: Rear bed, L x W (cm)	198 x 140	190 x 198	190 x 198	198 x 140	198 x 140
Bed dimension: Sleeping roof, L x W (cm)					
Berths	3	3	3	3 - 4 ○	4
Burner hob	2	2	2	2	2
Refrigerator volume incl. freezer (l)	81 (10)	81 (10)	81 (10)	81 (10)	133 (12)
Heating type	Gas heating, 3.5 kW	Gas heating, 3.5 kW	Gas heating, 3.5 kW	Gas heating, 3.5 kW	Gas heating, 3.5 kW
Gas bottle storage (Filling weight)	2x 5kg	2x 5kg	2x 5kg	2x 5kg	2x 5kg
Fresh water supply (l)	12 / 12 / 30 ○	12 / 12 / 30 ○	12 / 12 / 30 ○	12 / 12 / 30 ○	12 / 12 / 30 ○
Warm water tank (l)	Electric boiler 5 l ○	Electric boiler 5 l ○	Electric boiler 5 l ○	Electric boiler 5 l ○	Electric boiler 5 l ○
Sockets: 230 V	3 - 5 ○	3 - 5 ○	3 - 5 ○	3 - 5 ○	3 - 5 ○
Sockets: USB	2 ○	2 ○	2 ○	2 ○	2 - 4 ○

● Standard equipment
◆ On request (no extra cost)

○ Optional equipment
— Not possible

▲ Mandatory
□ Available in package

△ Not known at the time of publication



* INFO

The specified mass in running order is a standard value defined in the type approval procedure. Due to manufacturing tolerances, the actual weighed mass in running order may deviate from the value stated above. Deviations of up to ± 5% of the mass in running order are legally permissible and possible. The permissible range in kilograms is stated in parentheses after the mass in running order. The mass for optional equipment specified by the manufacturer is an imputed value determined for each type and layout by which ERIBA specifies the maximum weight available for factory-fitted optional equipment. The purpose of limiting optional equipment is to ensure that the minimum payload, i.e. the legally required free mass for baggage and retrofitted accessories, is actually available for the load capacity of vehicles

delivered by ERIBA. The actual weight of your vehicle after leaving the factory can only be determined when it is weighed at the end of the line. If, in exceptional cases, the weighing shows that the actual load capacity falls short of the minimum payload due to a permissible weight deviation, despite the limitation of the optional equipment, we will check together with your trading partner and you before delivery of the vehicle whether we should, for example, increase the load capacity of the vehicle or remove optional equipment. The technically permissible maximum laden mass of the vehicle must not be exceeded. For detailed information and explanations on the topic of weight and the configuration of the vehicle, please refer to the "Legal notes" section.

PRICES AND TECHNICAL DATA ERIBA TOURING



	Touring 630	Touring 642
Axle	Mono	Mono
Tire size	185 R14 C 102 L	185 R14 C 102 L
Overall length (cm)	646	646
Body length (exterior) (cm)	523	523
Total width (cm)	219	219
Interior length (cm)	511	511
Interior width (cm)	210	210
Overall height (cm)	227 / 238 ○	227 / 238 ○
Roof type	Sleeping roof ○	Sleeping roof ○
Headroom in living area (cm)	195	195
A-measurement awning (cm)	775	775
Mass in running order (kg) (+/-5%)*	1225 (1164 - 1286)*	1240 (1178 - 1302)*
Manufacturer-specified mass for optional equipment (kg)*	53 / 153 ○ / 253 ○	38 / 138 ○ / 238 ○
Technically permissible maximum laden mass (kg)*	1400 / 1500 ○ / 1600 ○	1400 / 1500 ○ / 1600 ○
Maximum nose weight (kg)	100	100
Insulation floor / side walls / roof (mm)	35 / 28 / 26	35 / 28 / 26
Bed dimension: Front bed, L x W (cm)	205 x 94 - 90	205 x 94 - 83
Bed dimension: Rear bed, L x W (cm)	205 x 155	210 - 200 x 205
Bed dimension: Sleeping roof, L x W (cm)	200 x 138 ○	200 x 138 ○
Berths	3 - 5 ○	3 - 5 ○
Burner hob	2	2
Refrigerator volume incl. freezer (l)	133 (12)	133 (12)
Heating type	Gas heating, integrated boiler, 4 kW	Gas heating, integrated boiler, 4 kW
Gas bottle storage (Filling weight)	2x 5kg	2x 5kg
Fresh water supply (l)	45	45
Warm water tank (l)	Gas boiler 10 l	Gas boiler 10 l
Sockets: 230 V	3 - 5 ○	3 - 5 ○
Sockets: USB	2 ○	2 ○

● Standard equipment

○ Optional equipment

▲ Mandatory

△ Not known at the time of publication

◆ On request (no extra cost)

— Not possible

□ Available in package



* INFO


The specified mass in running order is a standard value defined in the type approval procedure. Due to manufacturing tolerances, the actual weighed mass in running order may deviate from the value stated above. Deviations of up to ± 5% of the mass in running order are legally permissible and possible. The permissible range in kilograms is stated in parentheses after the mass in running order. The mass for optional equipment specified by the manufacturer is an imputed value determined for each type and layout by which ERIBA specifies the maximum weight available for factory-fitted optional equipment. The purpose of limiting optional equipment is to ensure that the minimum payload, i.e. the legally required free mass for baggage and retrofitted accessories, is actually available for the load capacity of vehicles

delivered by ERIBA. The actual weight of your vehicle after leaving the factory can only be determined when it is weighed at the end of the line. If, in exceptional cases, the weighing shows that the actual load capacity falls short of the minimum payload due to a permissible weight deviation, despite the limitation of the optional equipment, we will check together with your trading partner and you before delivery of the vehicle whether we should, for example, increase the load capacity of the vehicle or remove optional equipment. The technically permissible maximum laden mass of the vehicle must not be exceeded. For detailed information and explanations on the topic of weight and the configuration of the vehicle, please refer to the "Legal notes" section.

STANDARD EQUIPMENT ERIBA TOURING

	Touring 310	Touring 320	Touring 420	Touring 430	Touring 530	Touring 540	Touring 542	Touring 550	Touring 560	Touring 630	Touring 642
Chassis											
Fully galvanized tubular frame chassis with trailing arm axle and fully galvanized axle body	●	●	●	●	●	●	●	●	●	●	●
Extra long drawbar for more driving stability and enough space for a drawbar carrier	●	●	●	●	●	●	●	●	●	●	●
Cover for drawbar	●	●	●	●	●	●	●	●	●	●	●
Galvanized plug-in corner steadies	●	●	●	●	●	●	●	●	●	●	●
Anti-sway coupling with friction linings and one-hand operation (suppresses rolling and pitching movements)	●	●	●	●	●	●	●	●	●	●	●
Automatic brake adjustment (short braking distances and more driving comfort due to gentle braking without jerky acceleration)	●	●	●	●	●	●	●	●	●	●	●
Body											
Side walls, front and rear in mini hammer finish, Colour: Carrara white	●	●	●	●	●	●	●	●	●	●	●
Pop-top roof, GRP for reduced hail sensitivity, Colour: Carrara white	●	●	●	●	●	●	●	●	●	●	●
Pop-top roof tent fabric with ventilation and integrated mosquito net	●	●	●	●	●	●	●	●	●	●	●
Rear lights in LED	●	●	●	●	●	●	●	●	●	●	●
One-piece entrance door with storage shelf and storage net on the inside of the door	●	●	●	●	●	●	●	●	●	●	●
Extendable entrance step	●	●	●	●	●	●	●	●	●	●	●
Windows with mosquito net, blackout blind and ventilation adjustment	●	●	●	●	●	●	●	●	●	●	●
All windows tinted and with double acrylic glazing	●	●	●	●	●	●	●	●	●	●	●
Front flap with parallelogram opening and low loading edge	●	●	●	●	●	●	●	●	●	●	●
Insulated gas bottle compartment with robust aluminum checker plate floor and low loading edge	●	●	●	●	●	●	●	●	●	●	●
Integrated front storage compartment for 2 x 5 kg gas bottles	●	●	●	●	●	●	●	●	●	●	●
Stable grab handles at the front, continuous manoeuvring handle at the rear	●	●	●	●	●	●	●	●	●	●	●
Outfitting											
Shoe flap at the entrance	●	—	—	●	●	●	●	—	—	●	●
Spacious wardrobe with laundry compartment (height adjustable shelf)	●	●	●	●	●	●	●	●	●	●	●
Fabrics & Furniture finishes											
Furniture finish: Biarritz	●	●	●	●	●	●	●	●	●	●	●
Living and bedroom + lighting											
12 V LED lighting	●	●	●	●	●	●	●	●	●	●	●
LED awning light with motion detector	●	●	●	●	●	●	●	●	●	●	●
Illuminated overhead locker corners	●	●	●	●	●	●	●	●	●	●	●
One night light with USB connection for each bunk bed	—	—	—	—	—	—	—	—	●	—	—
One ERIBA multifunctional rechargeable light with active holder in the living room and two active holders in the bedroom	●	●	●	●	●	●	●	●	●	●	●
All fixed beds with cold foam mattresses with removable and washable mattress covers	●	—	—	●	●	—	●	●	●	●	●
Wooden bed slats under all fixed beds, foldable	●	—	—	●	●	—	●	●	—	●	●
Bunk bed in the front, lower bunk bed folds up ideal for bulky luggage	—	—	—	—	—	—	—	—	●	—	—
Optimum sleeping environment by air circulation via openings in the pop-top roof (chimney effect)	●	●	●	●	●	●	●	●	●	●	●
Bed conversion of seating group possible	●	●	●	●	●	●	●	●	●	●	●
One utensil bag, matching the color of the living room	●	●	●	●	●	●	●	●	●	●	●
Kitchen											
2-burner hob with glass cover	●	●	●	●	●	●	●	●	●	●	●
Glass splash guard	●	—	—	●	●	●	—	●	—	●	●
Foldable kitchen worktop extension	●	—	—	●	●	●	●	●	●	●	●
Kitchen drawer with Servo Soft feature	●	●	●	●	●	●	●	●	●	●	●
Multifunctional container in the kitchen, matching the color of the living room	●	●	●	●	●	●	●	●	●	●	●
81 l absorber fridge incl. freezer compartment (energy source gas, 12 V or 230 V)	●	●	●	●	●	●	●	●	—	—	—
133 l absorber fridge incl. freezer compartment (energy source gas, 12 V or 230 V)	—	—	—	—	—	—	—	—	●	—	—
133 l compressor fridge incl. freezer compartment (energy source 12 V or 230 V)	—	—	—	—	—	—	—	—	—	●	●
Bathroom											
Opening bathroom window, frosted glass, with blackout blind and mosquito net	—	●	●	●	●	●	●	●	●	●	●
Bench toilet with level indicator and cassette on wheels as well as own rinsing tank	—	●	●	●	●	●	●	●	—	—	—
Bench toilet with level indicator and cassette on wheels	—	—	—	—	—	—	—	—	—	●	●
Shower tray	—	●	●	●	●	●	●	●	●	●	●
Height-adjustable mirror	—	●	●	●	●	●	●	●	●	●	●
Installation & Technology											
Smoke detector	●	●	●	●	●	●	●	●	●	●	●
13-pin Jaeger connector	●	●	●	●	●	●	●	●	●	●	●
Caravan power supply with automatic switchover to towing vehicle	●	●	●	●	●	●	●	●	●	●	●
230 V socket in kitchen as well as living room	●	—	—	—	—	—	—	—	—	—	—
230 V socket in kitchen, sideboard as well as living room	—	●	●	—	—	—	—	—	—	—	—

	Touring 310	Touring 320	Touring 420	Touring 430	Touring 530	Touring 540	Touring 542	Touring 550	Touring 560	Touring 630	Touring 642
230 V socket in seating group, kitchen as well as living room	—	—	—	●	●	●	●	●	●	●	●
Frost-proof water installation for winter operation	●	●	●	●	●	●	●	●	●	●	●
12 l water container in the kitchen with separate storage shelf	●	●	●	●	●	●	●	●	●	—	—
12 l water container in the bathroom with separate storage shelf	—	●	●	●	●	●	●	●	●	—	—
45 l fresh water tank (fixed tank filled from the outside)	—	—	—	—	—	—	—	—	—	●	●
Gas heating Truma S 3004 (3,500 W)	●	●	●	●	●	●	●	●	●	—	—
Gas heating Truma Combi 4 with integrated 10 l warm water boiler, heating levels (2,000/4,000 W)	—	—	—	—	—	—	—	—	—	●	●
Packages											
Equipment line Legend	●	●	●	●	●	●	●	●	●	●	●



EQUIPMENT LINES ERIBA TOURING

	Equipment line Legend	Equipment line Urban	Nugget Gold Edition	Tango Red Edition	Harbour Blue Edition
Furniture finish: Biarritz	●	—	—	—	—
Side walls, front and rear in mini hammer finish, Colour: Carrara white	●	—	—	—	—
Sidewalls, front and rear in smooth sheet metal, Colour: White Silver	○	●	—	—	—
Side walls, front and rear in smooth alloy skin, Color: Crystal silver	○	○	—	—	—
Ambient light XL with indirect light above the overhead lockers and two additional ERIBA multifunctional rechargeable lights	○	●	●	●	●
2 pillows with pillow cases	○	●	●	●	●
Chrome package with chrome exterior components and chrome wheel arch as well as retro design rear lights	○	○	●	●	●
Alloy rims, ERIBA 5-star double spoke, anthracite	○	○	●	●	●
Stainless steel bumper	○	○	●	●	●
Stone guard protection	○	○	●	●	●
Furniture finish: Tindari	—	●	●	●	●
Fabric combination: Memphis for equipment line Urban	—	◆	●	—	—
Fabric combination: Tulsa for equipment line Urban	—	◆	—	●	—
Fabric combination: Orlando for equipment line Urban	—	○	—	—	●
Side walls, front and rear in smooth alloy skin, Color: White Nugget Gold	—	—	●	—	—
Side walls, front and rear in smooth alloy skin, Color: White Tango Red	—	—	—	●	—
Side walls, front and rear in smooth alloy skin, Color: White Harbour Blue	—	—	—	—	●
Excess weight Equipment line (kg)*	0	6	15	15	15
Package price €		1.490,-	3.690,-	3.690,-	3.690,-

● Standard equipment
◆ On request (no extra cost)

○ Optional equipment
— Not possible

▲ Mandatory
□ Available in package

△ Not known at the time of publication



* INFO

The factory installation of optional equipment increases the actual mass of the vehicle and reduces the payload. The specified additional weight for packages and optional equipment shows the additional weight compared with the standard equipment of the respective model or layout. The total weight of the selected optional equipment must not exceed the mass for optional equipment specified by the manufacturer in the model overviews. This is an imputed value determined for

each model and layout that ERIBA uses to determine the maximum weight available for factory-installed optional equipment. In the event of an increase of load capacity, the mass for optional equipment specified by the manufacturer is increased. For detailed information and explanations on the topic of weight, please refer to the "Legal notes" section.

PACKS ERIBA TOURING

Package	Design package I	Design package II
Stainless steel bumper	x	x
Chrome package with chrome exterior components and chrome wheel arch as well as retro design rear lights	x	x
Stone guard protection	x	x
Alloy rims, ERIBA 5-star double spoke, anthracite	x	
Wheel covers in chrome		x
Package price €	2.185,-	1.625,-
Package price €	1.490,-	1.190,-
You save €	695,-	435,-
Additional weight*	9	10

Package	Multimedia Package I	Multimedia Package II
Radio Entertainment System: DAB, Audio Streaming via Wi-Fi, Bluetooth, Apple AirPlay & Digital Signal Processing	x	x
Speaker with wiring	x	x
DAB & DSP module	x	x
FM / AM / DAB antenna incl. splitter and wiring (internal)	x	x
22" LED TV incl. DVD player, Triple Tuner, DVBT-2 reception and base		x
Universal awning socket (230 V, 12 V, TV) incl. interior TV pre-wiring		x
Package price €	1.250,-	1.990,-
Additional weight*	12	17

Comfort package	Price €
Mosquito net door (entire door height), user-friendly thanks to lateral guidance	335,-
Comfort pleated blind	490,-
Socket package (2 x 230 V sockets and 1 x Twin USB socket)	255,-
Waste bin integrated in entrance door	85,-
Sink cover with chopping board for stainless steel sink	65,-
Additional magnifying mirror with magnetic holder	50,-
Package price	1.280,-
Package price	990,-
You save	290,-
Additional weight*	8.5

- Standard equipment
- Optional equipment
- ▲ Mandatory
- △ Not known at the time of publication
- ◆ On request (no extra cost)
- Not possible
- Available in package



* INFO

The factory installation of optional equipment increases the actual mass of the vehicle and reduces the payload. The specified additional weight for packages and optional equipment shows the additional weight compared with the standard equipment of the respective model or layout. The total weight of the selected optional equipment must not exceed the mass for optional equipment specified by the manufacturer in the model overviews. This is an imputed value determined for

each model and layout that ERIBA uses to determine the maximum weight available for factory-installed optional equipment. In the event of an increase of load capacity, the mass for optional equipment specified by the manufacturer is increased. For detailed information and explanations on the topic of weight, please refer to the "Legal notes" section.

OPTIONAL EXTRAS ERIBA TOURING

		Price € a)	Touring 310	Touring 320	Touring 420	Touring 430	Touring 530	Touring 540	Touring 542	Touring 550	Touring 560	Touring 630	Touring 642	Additional weight*
Chassis														
V201001000	Uprating to 1,000 kg	400,-	○	—	—	—	—	—	—	—	—	—	—	0
V201101050	Uprating to 1,050 kg	400,-	○	○	—	—	—	—	—	—	—	—	—	0
V201101200	Uprating to 1,200 kg	455,-	—	—	○	○	—	—	—	—	—	—	—	0
V201101300	Uprating to 1,300 kg	455,-	—	—	○	○	—	—	—	—	—	—	—	0
V201101400	Uprating to 1,400 kg	455,-	—	—	—	—	○	○	○	○	○	—	—	10
V201101500	Uprating to 1,500 kg	455,-	—	—	—	—	—	—	—	○	—	—	—	10
V201101500	Uprating to 1,500 kg	455,-	—	—	—	—	—	—	—	—	—	○	○	0
V201101600	Uprating to 1,600 kg	455,-	—	—	—	—	—	—	—	—	—	○	○	0
V2029512	Jockey wheel with integrated load indicator	100,-	○	○	○	○	○	○	○	○	○	○	○	0
V30630J	Stone guard protection	220,-	□	□	□	□	□	□	□	□	□	□	□	2
V2069110	Wheel covers in chrome ^{1) 2)}	65,-	□	□	□	□	□	□	□	□	□	□	□	1
V2037510	Alloy rims, ERIBA 5-star double spoke, anthracite ^{3) 4)}	625,-	□	□	□	□	□	□	□	□	□	□	□	0
V2035111	Spare wheel on steel rim with bracket (underfloor), lockable ^{4) 3)}	320,-	○	○	○	○	○	○	○	○	○	○	○	20
V2035143	Spare wheel on alloy rim incl. underfloor bracket, lockable ^{3) 4)}	470,-	○	○	○	○	○	○	○	○	○	○	○	20
V20080J	Anti-sway system: By gentle braking, the caravan pulls itself back on track	995,-	○	○	○	○	○	○	○	○	○	○	○	5
V2071010	Truma Mover Smart A (electric manoeuvring aid, engage / disengage) with remote control for mono-axle ⁵⁾	2.290,-	○	○	○	○	○	○	○	○	○	○	○	35
Body														
V3003020	Sidewalls, front and rear in smooth sheet metal, Colour: White Silver	1.150,-	○	○	○	○	○	○	○	○	○	○	○	5
V3003011	Side walls, front and rear in smooth alloy skin, Color: Crystal silver	1.150,-	○	○	○	○	○	○	○	○	○	○	○	5
V3016010	Sleeping roof with Maxi double bed ⁶⁾	3.990,-	—	—	—	—	—	—	—	—	—	○	○	35
V2027610	Stainless steel bumper	670,-	□	□	□	□	□	□	□	□	□	□	□	5
V80095J	Chrome package with chrome exterior components and chrome wheel arch as well as retro design rear lights	670,-	□	□	□	□	□	□	□	□	□	□	□	2
V30300J	Mosquito net door (entire door height), user-friendly thanks to lateral guidance	335,-	□	□	□	□	□	□	□	□	□	□	□	5
V30010J	Waste bin integrated in entrance door	85,-	□	□	□	□	□	□	□	□	□	□	□	2
V3028011	Window with blackout blind and mosquito net, LH side, rear	360,-	○	●	●	○	○	●	●	○	●	○	●	1
V30600111	External storage flap, 55 x 29 cm, RH side, rear ⁷⁾	320,-	○	○	—	—	—	—	—	—	—	—	—	1
V30590104	External storage flap, 55 x 29 cm, LH side, rear ⁷⁾	320,-	○	○	—	—	—	—	—	—	—	—	—	1
V30600112	External storage flap, 55 x 35 cm, RH side, rear ⁸⁾	320,-	○	—	—	—	—	—	—	—	—	—	—	1
V30590105	External storage flap, 55 x 35 cm, LH side, rear ⁸⁾	320,-	○	—	—	—	—	—	—	—	—	—	—	1
V30600110	External storage flap, 80 x 29 cm, RH side, rear ⁷⁾	370,-	—	—	○	○	○	○	—	○	○	—	—	1.5
V30590112	External storage flap, 80 x 29 cm, LH side, rear ^{9) 7)}	370,-	—	—	—	○	○	○	—	○	—	—	—	1.5
V30600109	External storage flap, 80 x 35 cm, RH side, rear ⁸⁾	370,-	—	—	—	○	○	—	○	○	—	○	○	1.5
V30590107	External storage flap, 80 x 35 cm, LH side, rear ^{8) 9)}	370,-	—	—	—	○	○	—	○	○	—	○	○	1.5
V3037012	Rear flap, 80 x 35 cm ¹⁰⁾	370,-	○	○	○	○	○	○	—	○	○	—	—	1.5
V3037013	Rear flap, 105 cm x 39 cm ⁸⁾	490,-	—	—	—	—	○	—	○	○	—	○	○	1.5
V30522107	Roof awning Thule Omnistor 6300 with integrated LED-lighting and adapter, white housing, 280 x 200 cm (expandable with privacy screen, wind and rain protection)	1.350,-	—	—	○	○	—	—	—	—	—	—	—	28
V30522120	Roof awning Thule Omnistor 6300 with integrated LED-lighting and adapter, white housing, 325 x 250 cm (expandable with privacy screen, wind and rain protection)	1.490,-	—	—	—	—	○	○	○	—	○	—	—	32
V30522130	Roof awning Thule Omnistor 6300 with integrated LED-lighting and adapter, white housing, 350 x 250 cm (expandable with privacy screen, wind and rain protection)	1.550,-	—	—	—	—	—	—	—	—	—	○	○	35.5
V30220J	Drawbar bike carrier Thule caravan Superb for 2 bicycles, max. load 50 kg	550,-	○	○	○	○	○	○	○	○	○	○	○	10
Fabrics & Furniture finishes														



The factory installation of optional equipment increases the actual mass of the vehicle and reduces the payload. The specified additional weight for packages and optional equipment shows the additional weight compared with the standard equipment of the respective model or layout. The total weight of the selected optional equipment must not exceed the mass for optional equipment specified by the manufacturer in the model overviews. This is an imputed value determined for

each model and layout that ERIBA uses to determine the maximum weight available for factory-installed optional equipment. In the event of an increase of load capacity, the mass for optional equipment specified by the manufacturer is increased. For detailed information and explanations on the topic of weight, please refer to the "Legal notes" section.

		Price € a)	Touring 310	Touring 320	Touring 420	Touring 430	Touring 530	Touring 540	Touring 542	Touring 550	Touring 560	Touring 630	Touring 642	Additional weight*
			◆	◆	◆	◆	◆	◆	◆	◆	◆	◆	◆	
V100704111	Fabric combination: Hampton for equipment line Legend		◆	◆	◆	◆	◆	◆	◆	◆	◆	◆	◆	0
V100704098	Fabric combination: Ventura for equipment line Legend		◆	◆	◆	◆	◆	◆	◆	◆	◆	◆	◆	0
V100704114	Fabric combination: Memphis for equipment line Urban		◆	◆	◆	◆	◆	◆	◆	◆	◆	◆	◆	0
V100704116	Fabric combination: Tulsa for equipment line Urban		◆	◆	◆	◆	◆	◆	◆	◆	◆	◆	◆	0
V100704118	Fabric combination: Wellington for equipment line Legend (not for UK)	240,-	○	○	○	○	○	○	○	○	○	○	○	0
V100704119	Fabric combination: Orlando for equipment line Urban	240,-	○	○	○	○	○	○	○	○	○	○	○	0
V602104009	Carpet: Samona	240,-	○	○	○	○	○	○	○	○	○	○	○	8
V602104011	Carpet: Laguna	240,-	○	○	○	○	○	○	○	○	○	○	○	8
Living and bedroom + lighting														
V4019511	Seating group in the rear with opening window, LH side	625,-	○	●	●	○	○	●	—	○	●	—	—	0
V4019512	Longitudinal single beds with pull-out bed slats and free-standing table ¹¹⁾	625,-	—	—	○	—	—	○	—	—	—	—	—	5
V6006012	Spring-core mattress for fix bed(s) ^{12) 13)}	320,-	○	—	○	○	○	○	○	○	—	○	○	10
V4047510	Seat base enlargement incl. bed conversion and additional cushion	220,-	○	—	—	—	—	—	—	○	—	—	—	3
V60280J	Comfort cushion for front seating group (supplied loose)	290,-	○	—	—	○	○	○	○	○	—	○	○	1
V60260J	Additional cushion between the longitudinal single beds	135,-	—	—	—	—	—	—	○	—	—	—	○	1
V3029512	Comfort pleated blind	490,-	□	□	□	□	□	□	□	□	□	□	□	0
V60170J	ERIBA Original fitted sheets, Color: gray ⁸⁾	120,-	○	—	—	○	○	—	○	○	—	○	○	2
V60030J	2 pillows with pillow cases	95,-	○	○	○	○	○	○	○	○	○	○	○	0.5
V4034011	Sleep comfort system ¹⁰⁾	290,-	—	○	○	—	—	—	—	—	—	—	—	0
V5013612	Ambient light XL with indirect light above the overhead lockers and two additional ERIBA multifunctional rechargeable lights	490,-	○	○	○	○	○	○	○	○	○	○	○	1
Kitchen														
V4047010	Sink cover with chopping board for stainless steel sink	65,-	□	□	□	□	□	□	□	□	□	□	□	0
V4020012	Cooker- / oven combination	790,-	—	○	○	—	—	—	—	—	—	○	○	29
V4028011	3-burner cooker with ignition fuse, electric ignition, flame guard and glass cover	160,-	○	○	○	○	○	○	○	○	○	○	○	0
Bathroom														
V40120J	Shower equipment with shower head and curtain ⁶⁾	220,-	—	○	○	○	○	○	○	○	○	○	○	3
V4051510	Additional magnifying mirror with magnetic holder	50,-	—	□	□	□	□	□	□	□	□	□	□	1
Installation & Technology														
V50110J	Universal awning socket (230 V, 12 V, TV) ¹⁴⁾	285,-	○	○	○	○	○	○	○	○	○	○	○	1
V50091J	External pump ¹⁵⁾	320,-	○	○	○	○	○	○	○	○	○	○	○	1
V80288J	Socket package (2 x 230 V sockets and 1 x Twin USB socket)	255,-	□	□	□	□	□	□	□	□	□	□	□	0.5
V5068510	Warm air blower, electric fan (12 V) ¹⁶⁾	335,-	○	○	○	○	○	○	○	○	○	●	●	3
V5068511	Warm air blower, electric fan (230 V) ¹⁶⁾	335,-	○	○	○	○	○	○	○	○	○	—	—	3
V5074010	Electric auxiliary heating for gas heating Truma Ultraheat (three levels: 500 / 1,000 / 2,000 W)	345,-	○	○	○	○	○	○	○	○	○	—	—	2
V80070J	Autonomy pack (95 Ah AGM habitation battery, charger with integrated booster and battery gauge)	830,-	○	○	○	○	○	○	○	○	○	●	●	30
V5071010	Electric warm water boiler with 5 l water content (300 W) ^{17) 18)}	345,-	○	○	○	○	○	○	○	○	○	—	—	3
V5071011	10 l gas boiler with 230 V bar heater ^{17) 18) 9)}	995,-	—	—	○	○	○	○	○	○	○	—	—	8
V5070014	30 l fresh water tank with level indicator	225,-	○	○	○	○	○	○	○	○	○	—	—	6
V5028011	Gas heating Truma Combi 4 E with integrated 10 l warm water boiler, heating levels (2,000 / 4,000 W) and electric bar heating, heating levels (900 / 1,800 W)	560,-	—	—	—	—	—	—	—	—	—	○	○	0
V5026013	Gas regulator with crash sensor for two gas bottles (automatic change if gas bottle is empty)	420,-	○	○	○	○	○	○	○	○	○	○	○	1
V5020010	Electric floor tempering in habitation area and central walkway	790,-	—	—	—	—	—	—	—	—	—	○	○	10
Packages														
V1014024	Equipment line Urban	1.490,-	○	○	○	○	○	○	○	○	○	○	○	6.5
V3003032	Nugget Gold Edition	3.690,-	○	○	○	○	○	○	○	○	○	○	○	15.5
V3003033	Tango Red Edition	3.690,-	○	○	○	○	○	○	○	○	○	○	○	15.5



The factory installation of optional equipment increases the actual mass of the vehicle and reduces the payload. The specified additional weight for packages and optional equipment shows the additional weight compared with the standard equipment of the respective model or layout. The total weight of the selected optional equipment must not exceed the mass for optional equipment specified by the manufacturer in the model overviews. This is an imputed value determined for

each model and layout that ERIBA uses to determine the maximum weight available for factory-installed optional equipment. In the event of an increase of load capacity, the mass for optional equipment specified by the manufacturer is increased. For detailed information and explanations on the topic of weight, please refer to the "Legal notes" section.

		Price €	Touring 310	Touring 320	Touring 420	Touring 430	Touring 530	Touring 540	Touring 542	Touring 550	Touring 560	Touring 630	Touring 642	Additional weight*
V3003031	Harbour Blue Edition	3.690,-	○	○	○	○	○	○	○	○	○	○	○	15.5
V8013038	Comfort package	990,-	○	○	○	○	○	○	○	○	○	○	○	8.5
V80100133	Design package I	1.490,-	○	○	○	○	○	○	○	○	○	○	○	9
V80100132	Design package II ^{1) 2)}	1.190,-	○	○	○	○	○	○	○	○	○	○	○	10
V8020030	Multimedia Package I	1.250,-	○	○	○	○	○	○	○	○	○	○	○	12
V8020031	Multimedia Package II	1.990,-	○	○	○	○	○	○	○	○	○	○	○	17
TÜV approval / CoC														
V7005010	TÜV approval / CoC	165,-	▲	▲	▲	▲	▲	▲	▲	▲	▲	▲	▲	0

- Standard equipment
- Optional equipment
- ▲ Mandatory
- △ Not known at the time of publication
- ◆ On request (no extra cost)
- Not possible
- Available in package
- Further information from p. 27



* INFO

The factory installation of optional equipment increases the actual mass of the vehicle and reduces the payload. The specified additional weight for packages and optional equipment shows the additional weight compared with the standard equipment of the respective model or layout. The total weight of the selected optional equipment must not exceed the mass for optional equipment specified by the manufacturer in the model overviews. This is an imputed value determined for

each model and layout that ERIBA uses to determine the maximum weight available for factory-installed optional equipment. In the event of an increase of load capacity, the mass for optional equipment specified by the manufacturer is increased. For detailed information and explanations on the topic of weight, please refer to the "Legal notes" section.

PRICES AND TECHNICAL DATA ERIBA TOURING 820



Touring 820	
Axle	Tandem
Tire size	195/70 R14 C
Overall length (cm)	848
Body length (exterior) (cm)	708
Total width (cm)	241
Interior length (cm)	688
Interior width (cm)	229
Overall height (cm)	279
Roof type	Fix roof
Headroom in living area (cm)	203
Mass in running order (kg) (+/-5%)*	2110 (2005 - 2216)*
Manufacturer-specified mass for optional equipment (kg)*	269 / 539 ○
Technically permissible maximum laden mass (kg)*	2500 / 2800 ○
Maximum nose weight (kg)	120
Insulation floor / side walls / roof (mm)	51 / 30 / 30
Clearance of storage compartment / garage doors or flap, W x H (cm)	Rear 110 x 40
Bed dimension: Front bed, L x W (cm)	205 x 192 - 137 ○
Bed dimension: Rear bed, L x W (cm)	210 - 198 x 197
Berths	2 - 4 ○
Kitchen, W x D x H (cm)	124 x 76 x 95
Refrigerator volume incl. freezer (l)	152 (17,5)
Heating type	Warm water heating, 6 kW
Gas bottle storage (Filling weight)	2x 11kg
Fresh water supply (l)	50
Warm water tank (l)	Electric boiler 8 l
Sockets: 230 V	6
Sockets: USB	6 - 8 ○

● Standard equipment
◆ On request (no extra cost)

○ Optional equipment
— Not possible

▲ Mandatory
□ Available in package

△ Not known at the time of publication



The specified mass in running order is a standard value defined in the type approval procedure. Due to manufacturing tolerances, the actual weighed mass in running order may deviate from the value stated above. Deviations of up to ± 5% of the mass in running order are legally permissible and possible. The permissible range in kilograms is stated in parentheses after the mass in running order. The mass for optional equipment specified by the manufacturer is an imputed value determined for each type and layout by which ERIBA specifies the maximum weight available for factory-fitted optional equipment. The purpose of limiting optional equipment is to ensure that the minimum payload, i.e. the legally required free mass for baggage and retrofitted accessories, is actually available for the load capacity of vehicles

delivered by ERIBA. The actual weight of your vehicle after leaving the factory can only be determined when it is weighed at the end of the line. If, in exceptional cases, the weighing shows that the actual load capacity falls short of the minimum payload due to a permissible weight deviation, despite the limitation of the optional equipment, we will check together with your trading partner and you before delivery of the vehicle whether we should, for example, increase the load capacity of the vehicle or remove optional equipment. The technically permissible maximum laden mass of the vehicle must not be exceeded. For detailed information and explanations on the topic of weight and the configuration of the vehicle, please refer to the "Legal notes" section.

STANDARD EQUIPMENT ERIBA TOURING 820

Chassis	
Fully galvanized lightweight system chassis with galvanized axle body	●
Extra long drawbar for more driving stability and enough space for a drawbar carrier	●
Semi-trailing arm axle with independent wheel suspension	●
Automatic brake adjustment (short braking distances and more driving comfort due to gentle braking without jerky acceleration)	●
Anti-sway coupling with friction linings and one-hand operation (suppresses rolling and pitching movements)	●
Jockey wheel with integrated load indicator	●
Extra sturdy drawbar cover made of aluminum	●
Alloy rims, ERIBA 5-star double spoke, anthracite	●
Body	
Side walls, front and rear in smooth alloy skin, Color: Crystal silver	●
Roof in Aluminium smooth sheet metal, with proven PUAL insulation, Colour: Crystal silver	●
GRP front and rear roof spoiler, Colour: Crystal Silver	●
Bumper in stainless steel	●
Front flap with parallelogram opening and low loading edge	●
Stable grab handles at the front, continuous manoeuvring handle at the rear	●
Front and rear windows as window band, dark tinted and partially opening, with comfort pleated blinds and mosquito net	●
Fix glazing in the round corners with comfort pleated blinds	●
Hydraulic lift system with automatic front and rear levelling	●
Panoramic skylight in living room, double-glazed with LED-lighting, 80 x 50 cm	●
Panoramic skylight in bedroom, double-glazed with LED-lighting, 80 x 50 cm	●
GRP lightweight floor (woodfree), with Styrofoam insulation	●
Functional double floor - housing of the fresh and waste water tank (optional) between the spars near the axle for ideal center of gravity	●
Double floors in storage space under bed and seating for ideal air circulation	●
Comfort habitation door with window, blackout blind, integrated waste bin as well as 2-way lock	●
External storage flap, 110 x 40 cm, RH side, rear	●
Mosquito net door (entire door height), user-friendly thanks to lateral guidance	●
Electric entrance step, illuminated	●
Electric roof vent with function supply and exhaust air at kitchen	●
Outfitting	
Entry sideboard with illuminated cabinet / bar compartment and space for the (optional) 32" TV	●
Spacious, floor-to-ceiling wardrobe with internal lighting	●
Folding curtain to separate living- from bedroom	●
Fabrics & Furniture finishes	
Furniture finish: Velvet Ash	●
Leather: Grigio	●
Living and bedroom + lighting	
12 V LED lighting	●
LED awning light with motion detector	●
High-quality LED rear lights	●
Exclusive night signature: position lights with parking light separately switchable	●
Ambient lighting integrated in the external belt strip	●
Ambient lighting in the base and roof lining, separately switchable and dimmable	●
2 LED swan neck reading lights in the bedroom, incl. USB socket	●
2 LED swan neck reading lights in the seating group, incl. USB socket	●
High-quality wall paneling made of artificial leather in the seating area and the bedroom	●
High-quality fabric lamination on the roof	●
Living room table with scratch-resistant high-gloss surface	●
2 pillows for the living room, 50 x 50 cm	●
All fixed beds with cold foam mattresses with removable and washable mattress covers	●
Stable metal bed frame	●
Wooden bed slats under all fixed beds, foldable	●
Bedspread and 2 pillows in the bedroom	●
Additional cushion between the longitudinal single beds	●
V-shaped beds with large storage space	●
Kitchen	
Kitchen overhead locker with supermatt fronts	●
Coffee machine pull-out, integrated in kitchen overhead locker	●
Capsule dispenser for storing up to 14 capsules, integrated in the kitchen overhead locker	●
High-quality wall paneling in brushed aluminium	●
Sink cover with chopping board for stainless steel sink	●

Pantry for kitchen utensils	●
All drawers with full extension and integrated handle rail	●
Kitchen drawer with Servo Soft feature	●
Comfort pleated blind at kitchen window (variable screen protection possible)	●
Storage compartment for bottles integrated in kitchen worktop	●
152 l compressor fridge (12 V or 230 V) incl. freezer compartment with excellent cooling performance and silent night mode	●
Bathroom	
Comfort bathroom with separate shower room	●
Shower insert floor with wooden surface	●
Washbasin of sanitary acrylic and recessed sink	●
Upper cabinet with mirror and shelves	●
Bench toilet with level indicator and cassette on wheels	●
Skylight with blackout blind and mosquito net, 40 x 40 cm	●
Installation & Technology	
Roof AirCon Dometic FreshJet FJX4 2200 incl. remote control (2,200 W cooling capacity)	●
Smoke detector	●
13-pin Jaeger connector	●
TFT display for central control of the ERIBA Smart Home System (CI-BUS)	●
ERIBA Smart Home System with app to control the on-board management (CI-BUS)	●
ERIBA Smart Home System: Operation of heating, filling level indication as well as the (partly optional) air conditioning	●
Caravan power supply with automatic switchover to towing vehicle	●
Autonomy Package (95 Ah AGM habitation battery, 230 V charger, LED charging indicator, booster)	●
2 x 230 V sockets in the kitchen and the living room, 1 x 230 V socket in the bathroom and the bedroom	●
50 l fresh water tank (fixed tank filled from outside) underfloor, insulated and heated	●
Frost-proof water installation for winter operation	●
Warm water heating Alde 3020 with integrated 8.4 l boiler and electric bar heater, 3,000 W incl. floor heating	●
Ventilated backrest cushion for good air circulation in front of the windows	●
Ventilated storage boxes	●
22 l waste water tank, rollable (located in the gas bottle compartment)	●

● Standard equipment
◆ On request (no extra cost)

○ Optional equipment
— Not possible

▲ Mandatory
□ Available in package

△ Not known at the time of publication

PACKS ERIBA TOURING 820

Package	All-in Multimedia package Single	All-in Multimedia package Twin
Digital Sound-Processor-Box	x	x
Twin-USB socket located at entrance sideboard	x	x
Radio DAB+ (FM and Digital Radio, Bluetooth®, Easy Pairing as well as 2 USB-Ports)	x	x
32" LED TV (living room) designed for mobile travel, incl. DVD player, Triple-Tuner and DVBT 2 reception	x	x
TV bracket (living room)	x	x
Digital satellite antenna Ten Haaft Oyster 60 Vision Single, fully automatic alignment, space-saving (height when folded: 22 cm)	x	
22" LED TV (bedroom) designed for mobile travel, incl. DVD player, Triple-Tuner and DVBT 2 reception		x
TV bracket (bedroom)		x
Digital satellite dish Ten Haaft Oyster 60 Vision Twin, fully automatic alignment, space-saving (height when folded: 22 cm)		x
Package price €	3.990,-	5.190,-
Additional weight*	34	44

Package	Autonomy package XL	Autonomy package Lithium
ERIBA Smart-Battery-System (150 Ah Lithium) incl. additional 18 A charger and battery computer	x	x
Third habitation battery (95 Ah AGM)	x	
Inverter 12 V to 230 V, 1,800 W with network priority circuit	x	x
Third habitation battery "ERIBA Smart Battery System" (150 Ah Lithium)		x
Package price €	4.375,-	5.890,-
Additional weight*	62	57

● Standard equipment
◆ On request (no extra cost)

○ Optional equipment
— Not possible

▲ Mandatory
□ Available in package

△ Not known at the time of publication



* INFO

The factory installation of optional equipment increases the actual mass of the vehicle and reduces the payload. The specified additional weight for packages and optional equipment shows the additional weight compared with the standard equipment of the respective model or layout. The total weight of the selected optional equipment must not exceed the mass for optional equipment specified by the manufacturer in the model overviews. This is an imputed value determined for

each model and layout that ERIBA uses to determine the maximum weight available for factory-installed optional equipment. In the event of an increase of load capacity, the mass for optional equipment specified by the manufacturer is increased. For detailed information and explanations on the topic of weight, please refer to the "Legal notes" section.

OPTIONAL EXTRAS ERIBA TOURING 820

		Price € a)	Touring 820	Additional weight*
Chassis				
V201102800	Uprating to 2,800 kg	685,-	○	30
V2035143	Spare wheel on alloy rim incl. underfloor bracket, lockable	620,-	○	20
V20080J	Anti-sway system: By gentle braking, the caravan pulls itself back on track	995,-	○	5
V2071013	Truma Mover XT4 (electric manoeuvring aid, engage / disengage) with remote control for tandem axle up to 3,100 kg	5.490,-	○	66
Body				
V30590113	External storage flap, 110 x 40 cm, LH side, rear	420,-	○	5
V30330J	GRP roof coating ¹⁹⁾	1.355,-	○	30
V30520J	Roof awning Thule Omnistor 9200 with adapter, anodized aluminum housing, 500 x 300 cm (expandable with privacy screen, wind and rain protection) ¹⁹⁾	1.780,-	○	50
V30220J	Drawbar bike carrier Thule Caravan Superb for 2 bicycles, max. load 60 kg, suitable for E-bikes	520,-	○	10
Fabrics & Furniture finishes				
V602104009	Carpet: Samona	295,-	○	8
V602104011	Carpet: Laguna	295,-	○	8
Living and bedroom + lighting				
V60170J	ERIBA Original fitted sheets, Color: gray	120,-	○	2
V60280J	Additional cushion for bed conversion of the seating group	220,-	○	1
Bathroom				
V3064012	Toilet vent (silent, steady air exchange during rinsing, no use of additional toilet chemicals necessary)	420,-	○	0.5
Installation & Technology				
V50110J	Universal awning socket (230 V, 12 V, TV) incl. interior TV pre-wiring ¹⁴⁾	285,-	○	1
V50090J	City water connection	320,-	○	3
V50230J	External gas socket with shut-off valve	225,-	○	1
V50091J	External pump ²⁰⁾	320,-	○	1
V5026013	Gas regulator with crash sensor for two gas bottles (automatic change if gas bottle is empty)	420,-	○	1
V50261J	Display of the operating status of the gas bottles (empty / full) inside the vehicle incl. regulator heating against icing in cold weather	195,-	○	0.5
V5002014	50 l waste water tank underfloor, insulated and heated incl. insulated waste water hose	1.250,-	○	10
V5012512	ERIBA Smart-Battery-System (150 Ah Lithium) incl. additional 18 A charger and battery computer	3.380,-	□	25
V5047029	Solar panel with MPPT controller and display, 2 x 95 W ²¹⁾	1.690,-	○	8
Packages				
V8020024	All-in Multimedia package Single	3.990,-	○	34
V8020025	All-in Multimedia package Twin	5.190,-	○	44
V8007113	Autonomy package XL	4.375,-	○	62
V8007112	Autonomy package Lithium	5.890,-	○	57
TÜV approval / CoC				
V7005010	TÜV approval / CoC	165,-	▲	0

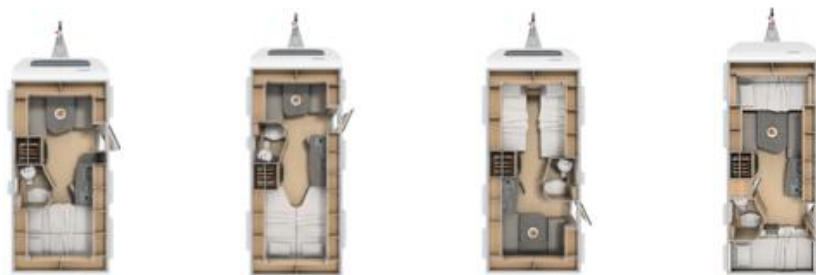
- Standard equipment
 ○ Optional equipment
 ▲ Mandatory
 △ Not known at the time of publication
 Further information from p. 27
◆ On request (no extra cost)
 — Not possible
 □ Available in package



The factory installation of optional equipment increases the actual mass of the vehicle and reduces the payload. The specified additional weight for packages and optional equipment shows the additional weight compared with the standard equipment of the respective model or layout. The total weight of the selected optional equipment must not exceed the mass for optional equipment specified by the manufacturer in the model overviews. This is an imputed value determined for

each model and layout that ERIBA uses to determine the maximum weight available for factory-installed optional equipment. In the event of an increase of load capacity, the mass for optional equipment specified by the manufacturer is increased. For detailed information and explanations on the topic of weight, please refer to the "Legal notes" section.

PRICES AND TECHNICAL DATA ERIBA FEELING AND NOVA LIGHT



	Feeling 425	Feeling 442	Feeling 470	Feeling 515
Axle	Mono	Mono	Mono	Mono
Tire size	185 R14 C 102 L	185 R14 C 102 L	185 R14 C 102 L	185 R14 C 102 L
Overall length (cm)	607	667	647	695
Body length (exterior) (cm)	486	546	526	578
Total width (cm)	217	217	217	225
Interior length (cm)	430	490	470	540
Interior width (cm)	200	200	200	208
Overall height (cm)	224 / 246 ○ ²²⁾	224 / 246 ○ ²²⁾	224 / 246 ○ ²²⁾	224 / 246 ○ ²²⁾
Roof type	Sleeping roof ○	Sleeping roof ○	Sleeping roof ○	Sleeping roof ○
Headroom in living area (cm)	198	198	198	198
A-measurement awning (cm)	800	860	840	900
Mass in running order (kg) (+/-5%)*	1000 (950 - 1050)*	1070 (1017 - 1124)*	1060 (1007 - 1113)*	1167 (1109 - 1225)*
Manufacturer-specified mass for optional equipment (kg)*	91 / 181 ○ / 272 ○ / 372 ○	115 / 196 ○ / 296 ○	117 / 198 ○ / 298 ○	85 / 185 ○ / 270 ○
Technically permissible maximum laden mass (kg)*	1200 / 1300 ○ / 1400 ○ / 1500 ○	1300 / 1400 ○ / 1500 ○	1300 / 1400 ○ / 1500 ○	1400 / 1500 ○ / 1600 ○
Maximum nose weight (kg)	100	100	100	100
Insulation floor / side walls / roof (mm)	41 / 30 / 30	41 / 30 / 30	41 / 30 / 30	41 / 30 / 30
Clearance of storage compartment / garage doors or flap, W x H (cm)	Rear 100 x 40	Rear 100 x 40	Front 100 x 40	Rear 45 x 100 / Front 100 x 60
Bed dimension: Front bed, L x W (cm)	200 x 99 - 130	200 x 93 - 130	200 x 80 / 190 x 80	200 x 140
Bed dimension: Rear bed, L x W (cm)	193 x 135	200 x 200	200 x 120 - 100	2x 200 x 76
Bed dimension: Central / middle bed, L x W (cm)				205 x 128 - 110
Bed dimension: Sleeping roof, L x W (cm)	193 x 150 ○	193 x 150 ○	193 x 150 ○	193 x 150 ○
Berths	3 - 5 ○	3 - 5 ○	3 - 5 ○	5 - 7 ○
Kitchen, W x D x H (cm)	102 x 64 x 96	135 x 64 x 96	101 x 64 x 96	102 x 64 x 96
Refrigerator volume incl. freezer (l)	81 (10)	81 (10)	81 (10)	133 (12)
Heating type	Gas heating, 3.5 kW	Gas heating, 3.5 kW	Gas heating, 3.5 kW	Gas heating, 3.5 kW
Gas bottle storage (Filling weight)	2x 11kg	2x 11kg	2x 11kg	2x 11kg
Fresh water supply (l)	45	45	45	45
Warm water tank (l)	Electric boiler 5 l ○	Electric boiler 5 l ○	Electric boiler 5 l ○	Electric boiler 5 l ○
Sockets: 230 V	3 - 5 ○	3 - 5 ○	3 - 5 ○	3 - 5 ○
Sockets: USB				2 - 4 ○

● Standard equipment
◆ On request (no extra cost)

○ Optional equipment
— Not possible

▲ Mandatory
□ Available in package

△ Not known at the time of publication



* INFO

The specified mass in running order is a standard value defined in the type approval procedure. Due to manufacturing tolerances, the actual weighed mass in running order may deviate from the value stated above. Deviations of up to ± 5% of the mass in running order are legally permissible and possible. The permissible range in kilograms is stated in parentheses after the mass in running order. The mass for optional equipment specified by the manufacturer is an imputed value determined for each type and layout by which ERIBA specifies the maximum weight available for factory-fitted optional equipment. The purpose of limiting optional equipment is to ensure that the minimum payload, i.e. the legally required free mass for baggage and retrofitted accessories, is actually available for the load capacity of vehicles

delivered by ERIBA. The actual weight of your vehicle after leaving the factory can only be determined when it is weighed at the end of the line. If, in exceptional cases, the weighing shows that the actual load capacity falls short of the minimum payload due to a permissible weight deviation, despite the limitation of the optional equipment, we will check together with your trading partner and you before delivery of the vehicle whether we should, for example, increase the load capacity of the vehicle or remove optional equipment. The technically permissible maximum laden mass of the vehicle must not be exceeded. For detailed information and explanations on the topic of weight and the configuration of the vehicle, please refer to the "Legal notes" section.

PRICES AND TECHNICAL DATA ERIBA FEELING AND NOVA LIGHT



	Nova Light 425	Nova Light 442	Nova Light 465	Nova Light 470	Nova Light 515
Axle	Mono	Mono	Mono	Mono	Mono
Tire size	185 R14 C 102 L	185 R14 C 102 L	185 R14 C 102 L	185 R14 C 102 L	185 R14 C 102 L
Overall length (cm)	607	667	607	647	695
Body length (exterior) (cm)	486	546	486	526	578
Total width (cm)	217	217	225	217	225
Interior length (cm)	430	490	430	470	540
Interior width (cm)	200	200	208	200	208
Overall height (cm)	257	257	257	257	257
Roof type	Fix roof	Fix roof	Fix roof	Fix roof	Fix roof
Headroom in living area (cm)	198	198	198	198	198
A-measurement awning (cm)	860	920	860	900	950
Mass in running order (kg) (+/-5%)*	1025 (974 - 1076)*	1110 (1055 - 1166)*	1055 (1002 - 1108)*	1090 (1036 - 1145)*	1234 (1172 - 1296)*
Manufacturer-specified mass for optional equipment (kg)*	86 / 176 ○ / 267 ○ / 367 ○	95 / 176 ○ / 276 ○	56 / 146 ○ / 237 ○ / 337 ○	107 / 188 ○ / 288 ○	48 / 148 ○ / 233 ○
Technically permissible maximum laden mass (kg)*	1200 / 1300 ○ / 1400 ○ / 1500 ○	1300 / 1400 ○ / 1500 ○	1200 / 1300 ○ / 1400 ○ / 1500 ○	1300 / 1400 ○ / 1500 ○	1400 / 1500 ○ / 1600 ○
Maximum nose weight (kg)	100	100	100	100	100
Insulation floor / side walls / roof (mm)	41 / 30 / 30	41 / 30 / 30	41 / 30 / 30	41 / 30 / 30	41 / 30 / 30
Clearance of storage compartment / garage doors or flap, W x H (cm)	Rear 100 x 40	Rear 100 x 40	Rear 100 x 40	Front 100 x 40	Rear 45 x 100 / Front 100 x 60
Bed dimension: Front bed, L x W (cm)	200 x 130 - 99	200 x 93 - 130	200 x 99 - 130	200 x 80 / 190 x 80	200 x 140
Bed dimension: Rear bed, L x W (cm)	193 x 135	200 x 200	200 x 137	200 x 120 - 100	2x 200 x 76
Bed dimension: Central / middle bed, L x W (cm)					205 x 128 - 110
Bed dimension: Sleeping roof, L x W (cm)					
Berths	3	3	3	3	5
Kitchen, W x D x H (cm)	102 x 64 x 96	135 x 64 x 96	118 x 64 x 96	101 x 64 x 96	102 x 64 x 96
Refrigerator volume incl. freezer (l)	81 (10)	81 (10)	81 (10)	81 (10)	133 (12)
Heating type	Gas heating, 3.5 kW	Gas heating, 3.5 kW	Gas heating, 3.5 kW	Gas heating, 3.5 kW	Gas heating, 3.5 kW
Gas bottle storage (Filling weight)	2x 11kg	2x 11kg	2x 11kg	2x 11kg	2x 11kg
Fresh water supply (l)	45	45	45	45	45
Warm water tank (l)	Electric boiler 5 l ○	Electric boiler 5 l ○	Electric boiler 5 l ○	Electric boiler 5 l ○	Electric boiler 5 l ○
Sockets: 230 V	3 - 5 ○	3 - 5 ○	3 - 5 ○	3 - 5 ○	3 - 5 ○
Sockets: USB					2 - 4 ○

● Standard equipment
◆ On request (no extra cost)

○ Optional equipment
— Not possible

▲ Mandatory
□ Available in package

△ Not known at the time of publication



* INFO

The specified mass in running order is a standard value defined in the type approval procedure. Due to manufacturing tolerances, the actual weighed mass in running order may deviate from the value stated above. Deviations of up to ± 5% of the mass in running order are legally permissible and possible. The permissible range in kilograms is stated in parentheses after the mass in running order. The mass for optional equipment specified by the manufacturer is an imputed value determined for each type and layout by which ERIBA specifies the maximum weight available for factory-fitted optional equipment. The purpose of limiting optional equipment is to ensure that the minimum payload, i.e. the legally required free mass for baggage and retrofitted accessories, is actually available for the load capacity of vehicles

delivered by ERIBA. The actual weight of your vehicle after leaving the factory can only be determined when it is weighed at the end of the line. If, in exceptional cases, the weighing shows that the actual load capacity falls short of the minimum payload due to a permissible weight deviation, despite the limitation of the optional equipment, we will check together with your trading partner and you before delivery of the vehicle whether we should, for example, increase the load capacity of the vehicle or remove optional equipment. The technically permissible maximum laden mass of the vehicle must not be exceeded. For detailed information and explanations on the topic of weight and the configuration of the vehicle, please refer to the "Legal notes" section.

STANDARD EQUIPMENT ERIBA FEELING AND NOVA LIGHT

	Feeling 425	Feeling 442	Feeling 470	Feeling 515	Nova Light 425	Nova Light 442	Nova Light 465	Nova Light 470	Nova Light 515
Chassis									
Fully galvanized lightweight system chassis with galvanized axle body	●	●	●	●	●	●	●	●	●
Extra long drawbar for more driving stability and enough space for a drawbar carrier	●	●	●	●	●	●	●	●	●
Trailing arm axle with independent wheel suspension	●	●	●	●	●	●	●	●	●
Automatic brake adjustment (short braking distances and more driving comfort due to gentle braking without jerky acceleration)	●	●	●	●	●	●	●	●	●
Anti-sway coupling with friction linings and one-hand operation (suppresses rolling and pitching movements)	●	●	●	●	●	●	●	●	●
Spare wheel bracket located in the gas bottle compartment	●	●	●	●	●	●	●	●	●
Galvanized plug-in corner steadies	●	●	●	●	●	●	●	●	●
Body									
Side walls in smooth sheet metal, Color: White	●	●	●	●	●	●	●	●	●
Front, roof and rear, Colour: White	●	●	●	●	●	●	●	●	●
Pop-top roof with 30 mm Sandwich insulation (PU), Colour: Carrara white	●	●	●	●	—	—	—	—	—
Pop-top roof tent fabric with ventilation and integrated mosquito net	●	●	●	●	—	—	—	—	—
Windows with mosquito net, blackout blind and ventilation adjustment	●	●	●	●	●	●	●	●	●
All windows tinted and with double acrylic glazing	●	●	●	●	●	●	●	●	●
One-piece entrance door with wardrobe and storage net	●	●	●	●	●	●	●	●	●
Insulated gas bottle compartment with robust aluminum checker plate floor and low loading edge	●	●	●	●	●	●	●	●	●
Integrated front storage compartment for 2x11 kg gas bottles, spare wheel, waste water tank, level chocks	●	●	●	●	●	●	●	●	●
Stable grab handles at the front, continuous manoeuvring handle at the rear	●	●	●	●	●	●	●	●	●
External storage flap, 100 x 40 cm, RH side, rear	●	●	—	—	●	●	●	—	—
External storage flap, 100 x 40 cm, RH side, front	—	—	●	—	—	—	—	●	—
External storage flap, 100 x 60 cm, RH side, front	—	—	—	●	—	—	—	—	●
External storage flap incl. foldable slatted frame for maximum storage, 45 x 100 cm, RH side	—	—	—	●	—	—	—	—	●
Panoramic skylight in living room, double-glazed with LED-lighting, 80 x 50 cm	—	—	—	—	●	●	●	●	●
Outfitting									
Spacious wardrobe with laundry compartment (height adjustable shelf)	—	—	—	—	●	●	●	●	●
Fabrics & Furniture finishes									
Furniture finish: Chiavenna Nut	●	●	●	●	●	●	●	●	●
Fabric combination: Maraldi	●	●	●	●	●	●	●	●	●
Living and bedroom + lighting									
12 V LED lighting	●	●	●	●	●	●	●	●	●
LED awning light with motion detector	●	●	●	●	●	●	●	●	●
Modern swiveling spot lights	●	●	●	●	●	●	●	●	●
All fixed beds with cold foam mattresses with removable and washable mattress covers	●	●	●	●	●	●	●	●	●
Bed conversion of seating group possible	●	●	●	●	●	●	●	●	●
Wooden bed slats under all fixed beds, foldable	●	●	●	●	●	●	●	●	●
Kitchen									
3-burner cooker with ignition fuse, electric ignition, flame guard and glass cover	●	●	●	●	●	●	●	●	●
Cooker control buttons removable for cleaning	●	●	●	●	●	●	●	●	●
Glass splash guard	●	●	●	●	●	●	●	●	●
Kitchen drawer with Servo Soft feature	●	●	●	●	●	●	●	●	●
81 l absorber fridge incl. freezer compartment (energy source gas, 12 V or 230 V)	●	●	●	—	●	●	●	●	—
133 l absorber fridge incl. freezer compartment (energy source gas, 12 V or 230 V)	—	—	—	●	—	—	—	—	●
Bathroom									
Upper cabinet with mirror and shelves	●	●	●	●	●	●	●	●	●
Illuminated mirror	●	●	●	●	●	●	●	●	●
Opening bathroom window, frosted glass, with blackout blind and mosquito net	●	●	●	●	●	●	●	●	●
Bench toilet with level indicator and cassette on wheels as well as own rinsing tank	●	●	●	●	●	●	●	●	●
Installation & Technology									
Smoke detector	●	●	●	●	●	●	●	●	●
13-pin Jaeger connector	●	●	●	●	●	●	●	●	●
Frost-proof water installation for winter operation	●	●	●	●	●	●	●	●	●
45 l fresh water tank (fixed tank filled from the outside)	●	●	●	●	●	●	●	●	●
Caravan power supply with automatic switchover to towing vehicle	●	●	●	●	●	●	●	●	●
230 V socket at bathroom, kitchen as well as living room	●	●	●	●	●	●	●	●	●
Gas heating Truma S 3004 (3,500 W)	●	●	●	●	●	●	●	●	●

● Standard equipment ○ Optional equipment ▲ Mandatory △ Not known at the time of publication
 ◆ On request (no extra cost) — Not possible □ Available in package

PACKS ERIBA FEELING AND NOVA LIGHT

Sleeping roof package	Price €
Sleeping roof with Maxi double bed	
Warm air blower, electric fan (12 V)	335,-
Gas heating Truma Combi 4 with integrated 10 l warm water boiler, heating levels (2,000/4,000 W)	
Package price	4.490,-
Additional weight*	90

Moving package	Price €
Autonomy pack (95 Ah AGM habitation battery, charger with integrated booster)	580,-
Mosquito net door (entire door height), user-friendly thanks to lateral guidance	335,-
Drawbar bike carrier Thule Caravan Superb for 2 bicycles, max. load 60 kg, suitable for E-bikes	420,-
Support feet (4 units) for caravan supports: Prevents sinking in or slipping out of the supports	160,-
Jockey wheel with integrated load indicator	100,-
22 l waste water tank, rollable (located in the gas bottle compartment)	120,-
Socket package (2 x 230 V additional sockets in living room as well as kitchen)	200,-
Package price	1.915,-
Package price	1.350,-
You save	565,-
Additional weight*	55.5

Elegance package	Price €
Cover for drawbar	130,-
Side walls in smooth sheet metal, Color: Crystal silver	995,-
Design graphics: Elegance	140,-
Alloy rims, ERIBA 5-star double spoke, silver	520,-
Package price	1.785,-
Package price	1.135,-
You save	650,-
Additional weight*	19

Multimedia package	Price €
Radio / TV pre-installation (Audio wiring, Radio antenna and 2 speakers)	265,-
Radio Entertainment System: DAB, Audio Streaming via Wi-Fi, Bluetooth, Apple AirPlay & Digital Signal Processing	845,-
TV bracket	220,-
19" LED-TV	695,-
Package price	2.025,-
Package price	1.690,-
You save	335,-
Additional weight*	9

● Standard equipment
◆ On request (no extra cost)

○ Optional equipment
— Not possible

▲ Mandatory
□ Available in package

△ Not known at the time of publication



* INFO

The factory installation of optional equipment increases the actual mass of the vehicle and reduces the payload. The specified additional weight for packages and optional equipment shows the additional weight compared with the standard equipment of the respective model or layout. The total weight of the selected optional equipment must not exceed the mass for optional equipment specified by the manufacturer in the model overviews. This is an imputed value determined for

each model and layout that ERIBA uses to determine the maximum weight available for factory-installed optional equipment. In the event of an increase of load capacity, the mass for optional equipment specified by the manufacturer is increased. For detailed information and explanations on the topic of weight, please refer to the "Legal notes" section.

OPTIONAL EXTRAS ERIBA FEELING AND NOVA LIGHT

		Price €	Feeling 425	Feeling 442	Feeling 470	Feeling 515	Nova Light 425	Nova Light 442	Nova Light 465	Nova Light 470	Nova Light 515	Additional weight*
Chassis												
V201101300	Uprating to 1,300 kg	455,-	○	—	—	—	○	—	○	—	—	10
V201101400	Uprating to 1,400 kg	455,-	○	○	○	—	○	○	○	○	—	19
V201101500	Uprating to 1,500 kg	455,-	○	○	○	—	○	○	○	○	—	19
V201101500	Uprating to 1,500 kg	455,-	—	—	—	○	—	—	—	—	○	0
V201101600	Uprating to 1,600 kg	455,-	—	—	—	○	—	—	—	—	○	15
V2029512	Jockey wheel with integrated load indicator	100,-	□	□	□	□	□	□	□	□	□	0
V20290J	Cover for drawbar	130,-	□	□	□	□	□	□	□	□	□	4
V2045011	Support feet (4 units) for caravan supports: Prevents sinking in or slipping out of the supports	160,-	□	□	□	□	□	□	□	□	□	5
V2037515	Alloy rims, ERIBA 5-star double spoke, silver ^{3) 4)}	520,-	□	□	□	□	□	□	□	□	□	0
V2035111	Spare wheel on steel rim ^{3) 4)}	255,-	○	○	○	○	○	○	○	○	○	22
V2035119	Spare wheel on alloy rim ^{3) 4)}	320,-	○	○	○	○	○	○	○	○	○	20
V20080J	Anti-sway system: By gentle braking, the caravan pulls itself back on track	995,-	○	○	○	○	○	○	○	○	○	5
V2071010	AL-KO Mammut manoeuvring system with remote control for mono-axle ⁵⁾	2.590,-	○	○	○	○	○	○	○	○	○	33
Body												
V3003011	Side walls in smooth sheet metal, Color: Crystal silver	995,-	□	□	□	□	□	□	□	□	□	15
V70030128	Design graphics: Elegance	140,-	□	□	□	□	□	□	□	□	□	0
V30300J	Mosquito net door (entire door height), user-friendly thanks to lateral guidance	335,-	□	□	□	□	□	□	□	□	□	5
V30010J	Waste bin integrated in entrance door	85,-	○	○	○	○	○	○	○	○	○	2
V30590102	External storage flap, 75 x 30 cm, LH side, rear	245,-	—	○	—	—	—	○	—	—	—	1
V30570102	External storage flap, 75 x 30 cm, LH side, front	245,-	—	○	○	—	—	○	—	○	—	1
V30580102	External storage flap, 75 x 30 cm, RH side, front	245,-	○	○	—	—	○	○	—	—	—	1
V30570112	External storage flap, 100 x 60 cm, LH side, front	320,-	—	—	—	○	—	—	—	—	○	1
V3007011	Panoramic skylight in the elevating roof	630,-	○	○	○	○	—	—	—	—	—	5
V30260J	Rear window, opening incl. blackout blind and mosquito net	420,-	●	○	●	—	●	○	●	●	—	2
V30522130	Roof awning Thule Omnistor 6300 with adapter, white housing, 350 x 250 cm (expandable with privacy screen, wind and rain protection) ²³⁾	1.225,-	○	—	○	—	○	—	○	○	—	32
V30522150	Roof awning Thule Omnistor 6300 with adapter, white housing, 400 x 250 cm (expandable with privacy screen, wind and rain protection) ²³⁾	1.450,-	—	○	—	○	—	○	—	—	○	39
V30220J	Drawbar bike carrier Thule Caravan Superb for 2 bicycles, max. load 60 kg, suitable for E-bikes	420,-	□	□	□	□	□	□	□	□	□	10
Fabrics & Furniture finishes												
V100704083	Fabric combination: Leano		◆	◆	◆	◆	◆	◆	◆	◆	◆	0
V100704073	Fabric combination: Fayon		◆	◆	◆	◆	◆	◆	◆	◆	◆	0
V100704147	Fabric combination: Neville		◆	◆	◆	◆	◆	◆	◆	◆	◆	0
V100704052	Fabric combination: Pico	240,-	○	○	○	○	○	○	○	○	○	0
V602104009	Carpet: Samona ²⁴⁾	240,-	○	○	○	○	○	○	○	○	○	8
V602104011	Carpet: Laguna ²⁴⁾	240,-	○	○	○	○	○	○	○	○	○	8
Living and bedroom + lighting												
V60260J	Additional cushion between the longitudinal single beds	135,-	—	○	—	—	—	○	—	—	—	1
V60030J	2 pillows with pillow cases	110,-	○	○	○	○	○	○	○	○	○	0.5
V60280J	Comfort cushion for front seating group (supplied loose)	260,-	○	○	○	○	○	○	○	○	○	1
V40341J	Rollable bed slats between the longitudinal single beds (incl. additional cushion)	395,-	—	—	○	—	—	—	—	○	—	12
V60170J	ERIBA Original fitted sheets, Color: gray	120,-	○	○	○	○	○	○	○	○	○	2
V50290J	Ambient lighting	370,-	—	—	—	—	○	○	○	○	○	1
Kitchen												
V4047010	Sink cover with chopping board	65,-	○	○	○	○	○	○	○	○	○	0.5



The factory installation of optional equipment increases the actual mass of the vehicle and reduces the payload. The specified additional weight for packages and optional equipment shows the additional weight compared with the standard equipment of the respective model or layout. The total weight of the selected optional equipment must not exceed the mass for optional equipment specified by the manufacturer in the model overviews. This is an imputed value determined for

each model and layout that ERIBA uses to determine the maximum weight available for factory-installed optional equipment. In the event of an increase of load capacity, the mass for optional equipment specified by the manufacturer is increased. For detailed information and explanations on the topic of weight, please refer to the "Legal notes" section.

		Price €	Feeling 425	Feeling 442	Feeling 470	Feeling 515	Nova Light 425	Nova Light 442	Nova Light 465	Nova Light 470	Nova Light 515	Additional weight*
Bathroom												
V50150J	Shower tray	250,-	○	○	○	○	●	●	●	●	●	4
V40120J	Shower equipment with shower tray, shower head and curtain as well as additional roof tent fabric for the bathroom	420,-	○	○	○	○	—	—	—	—	—	5
V40120J	Shower equipment with shower head and curtain	295,-	—	—	—	—	○	○	○	○	○	5
Installation & Technology												
V50110J	Universal awning socket (230 V, 12 V, TV) incl. interior TV pre-wiring ¹⁴⁾	285,-	○	○	○	○	○	○	○	○	○	1
V50090J	City water connection	320,-	○	○	○	○	○	○	○	○	○	3
V50230J	External gas socket with shut-off valve	225,-	○	○	○	○	○	○	○	○	○	1
V5026013	Gas regulator with crash sensor for two gas bottles (automatic change if gas bottle is empty)	420,-	○	○	○	○	○	○	○	○	○	1
V80288J	Socket package (2 x 230 V additional sockets in living room as well as kitchen)	200,-	□	□	□	□	□	□	□	□	□	0.5
V5071010	Electric warm water boiler with 5 l water content (300 W) ^{17) 25)}	345,-	○	○	○	○	○	○	○	○	○	3
V5071011	10 l gas boiler with 230 V bar heater ^{25) 17)}	995,-	○	○	○	○	○	○	○	○	○	8
V5068511	Warm air blower, electric fan (230 V) ¹⁶⁾	335,-	○	○	○	○	○	○	○	○	○	3
V5068510	Warm air blower, electric fan (12 V) ¹⁶⁾	335,-	□	□	□	□	○	○	○	○	○	3
V80070J	Autonomy pack (95 Ah AGM habitation battery, charger with integrated booster)	580,-	□	□	□	□	□	□	□	□	□	30
V5020010	Electric floor tempering in habitation area and central walkway ²⁴⁾	790,-	○	○	○	○	○	○	○	○	○	10
V5028011	Gas heating Truma Combi 4 E with integrated 10 l warm water boiler, heating levels (2,000 / 4,000 W) and electric bar heating, heating levels (900 / 1,800 W) ²⁶⁾	560,-	○	○	○	○	—	—	—	—	—	0
V5074010	Electric auxiliary heating for gas heating Truma Ultraheat (three levels: 500 / 1,000 / 2,000 W)	425,-	○	○	○	○	○	○	○	○	○	2
V5002510	22 l waste water tank, rollable (located in the gas bottle compartment)	120,-	□	□	□	□	□	□	□	□	□	3
V5033011	Roof AirCon Dometic FreshJet FJX4 2200 incl. remote control (2,200 W cooling capacity)	2,290,-	—	—	—	—	○	○	○	○	○	34.5
Multimedia												
V50401J	Radio / TV pre-installation (Audio wiring, Radio antenna and 2 speakers)	265,-	□	□	□	□	□	□	□	□	□	2.5
V50400114	Radio Entertainment System: DAB, Audio Streaming via Wi-Fi, Bluetooth, Apple AirPlay & Digital Signal Processing ²⁷⁾	845,-	□	□	□	□	□	□	□	□	□	3
V5054698	TV bracket	220,-	□	□	□	□	□	□	□	□	□	2.5
V5054515	19" LED-TV ²⁷⁾	695,-	□	□	□	□	□	□	□	□	□	3
Packages												
V3016010	Sleeping roof package ^{28) 25)}	4,490,-	○	○	○	○	—	—	—	—	—	90
V8019510	Moving package	1,350,-	○	○	○	○	○	○	○	○	○	55.5
V8011010	Elegance package	1,135,-	○	○	○	○	○	○	○	○	○	19
V8020098	Multimedia package	1,690,-	○	○	○	○	○	○	○	○	○	9
TÜV approval / CoC												
V7005010	TÜV approval / CoC	165,-	▲	▲	▲	▲	▲	▲	▲	▲	▲	0

● Standard equipment ○ Optional equipment ▲ Mandatory △ Not known at the time of publication Further information from p. 27
 ◆ On request (no extra cost) — Not possible □ Available in package



The factory installation of optional equipment increases the actual mass of the vehicle and reduces the payload. The specified additional weight for packages and optional equipment shows the additional weight compared with the standard equipment of the respective model or layout. The total weight of the selected optional equipment must not exceed the mass for optional equipment specified by the manufacturer in the model overviews. This is an imputed value determined for

each model and layout that ERIBA uses to determine the maximum weight available for factory-installed optional equipment. In the event of an increase of load capacity, the mass for optional equipment specified by the manufacturer is increased. For detailed information and explanations on the topic of weight, please refer to the "Legal notes" section.

ERIBA ORIGINAL ACCESSORIES FOR YOUR CARAVAN

The ERIBA Original Accessories product range offers you a variety of solutions with added value that combine an excellent fit with harmonious design – and, of course, in the renowned ERIBA quality. Whether you want to extend your living area or protect yourself from cold weather in your caravan, we have the perfect items to ensure your holidays are carefree.



Travel small – live big: No problem with the Isabella awning for all Touring model ranges

The living area of your Touring caravan can be easily extended with a tent, enabling you to make use of the area outdoors when camping. Whatever the weather does.



Thule Sun and Rain Blockers – the perfect additions to your awning

The Sun and Rain Blockers for your awning provide effective protection from the weather. They are available in different sizes for the front and both sides of your awning.



ERIBA winter canvas

The protective winter canvas, specially designed for the ERIBA Touring, is light, breathable and tear-proof. It is also a perfect fit and can be attached in just a few minutes. The three-piece set consists of left and right side walls, as well as a roof piece.



ERIBA insulation

Whether or not the pop-top roof has a bed, the insulation from ERIBA Original Accessories provides effective protection from the cold. It is attached in front of the canvas material of the roof from inside. This means that it can also be used in cold weather without any problems.



ERIBA blankets and towels


Outstanding quality and colour-coordinated with the interior – the ERIBA Colour Collection. The blankets and towels are available in the colours NUGGET GOLD, HARBOUR BLUE, SIMPLY TAUPE and TANGO RED.



ERIBA toiletry bag

The ERIBA toiletry bag is a must-have on holiday. Available in the colours SIMPLY TAUPE, HARBOUR BLUE and NUGGET GOLD, it boasts an eye-catching look inspired by the original design of the ERIBA Touring and is a handy little solution for keeping your toiletries neat and tidy.

Tailor-made solutions for your sleeping comfort, awnings and bicycle racks, stylish merchandise and much more are also available from ERIBA Original Accessories. Take a look at the entire product range of ERIBA Original Accessories.



NOTE

Original accessories are not available direct from the factory, but are instead ordered and retrofitted exclusively via your ERIBA dealer. The items are retrofitted to the vehicle following delivery from the factory and are not the responsibility of the manufacturer. Original ERIBA parts and accessories that are retrofitted to a vehicle affect the payload capacity and axle loads.

Please note that the technically permissible maximum laden mass on the axle must not be exceeded even after fitting the original ERIBA parts and accessories. For further information and explanations on the topic of weight, please refer to our weight information.

IMPORTANT NOTES

Any modification of the original factory condition of your vehicle may result in impaired driving and / or driving safety.

Please note that the standard series equipment may be omitted when ordering optional extras. Individual package contents can sometimes also be ordered separately. Since not all dependencies of single optional extras can be listed here, please check with your ERIBA dealer.

Accessories and original spare parts recommended by Hymer GmbH & Co KG are designed, developed and approved specifically for your vehicle. Your ERIBA dealer supplies these products; he is informed about all the technical details and can perform the necessary work in the correct manner. Accessories not approved by Hymer GmbH & Co KG, additions, alterations or installation parts can cause damage to the vehicle and reduce road safety. Even if there is an opinion of an expert or a parts-ABE type approval, Hymer GmbH & Co KG can not guarantee as to the proper nature of the product.

Please understand that for any damage caused by non-approved products or not allowable changes, liability for Hymer GmbH & Co KG can NOT be accepted.

Weight figures are approximate values. Due to the processing of natural materials, deviations of +/- 5% in the mass in running order are possible and permissible, and may have an impact on the payload stated in the price list.

Your ERIBA dealer will be happy to help you with any uncertainties or questions.

The payload listed is reduced when fitting optional extras by the weights listed in the price list.

The data regarding scope of delivery, appearance, performance, dimensions, weight, payload are correct at time of printing and are not binding. These may be subject to minor changes (+/- 5%).

Your ERIBA dealer will gladly provide information on changes and the standard scope of supply.

In direct sunshine onto the exterior panel of the ERIBA Touring models, heat development can lead to a certain irregularity in the exterior appearance. This is due to the unique handmade steel cage construction and is not a quality defect.

The prices indicated are only valid for optional extras if fitted in the production of a new vehicle. The retrofitting of some optional extras is sometimes not possible or associated with considerable additional costs.

This price list includes the series status at the time of printing. Despite checking the contents, errors can not be excluded. In the course of the model year, we reserve the right to change equipment and to make product improvements.

The layouts are partially shown with optional extras which are available at extra cost, these are not part of the standard scope of delivery.

The water installation system is at least state-of-the-art as of 07/2011 (EG directive 2002/72/EG). Before signing a sales contract, please inform yourself about our current product and series status with one of our approved ERIBA dealer.

All prices are recommended retail prices in Euro including legal applicable VAT ex works. Freight from Germany, first registration fee and handover are not included and will be charged separately.

Changes in price, design and equipment are possible without prior notice. The vehicles shown may contain special equipment.

This price list supersedes all previous ones.

Collection / Pick-up

Collection / Pick-up of your caravan at the factory is not possible.

FOOTNOTES

- 1) Only available in combination with the steel rims.
- 2) The chrome coating of the wheel trim is not corrosion resistant and therefore not suitable for winter use.
- 3) Tire size depends on the chassis.
- 4) The optional spare wheel must correspond to the selected tires. This means that the spare wheel on an alloy wheel can only be ordered with tires on alloy rim. The spare wheel on steel rims only in combination with tires on steel rims.
- 5) When ordering the optional mover, order of the electric autonomy package is mandatory.
- 6) The shower equipment and the sleeping roof are mutually exclusive - only one of the two can be selected.
- 7) Only available in combination with rear seating group or optional single beds with pull-out bed slats and free-standing table.
- 8) For floor plans 530 and 550 only possible with fixed bed in the rear.
- 9) On the Touring 430, 540 and 542, the exterior storage compartment flap at the rear left is not available in conjunction with the 10l gas boiler.
- 10) For layouts 530, 540, 550 and 560 only possible with seating group in the rear.
- 11) With removable bedside table and removable free-standing table as well as additional cushion parts for bed conversion of the round seating group. Extendable slatted frame / back seat with Velcro band divided to broaden the lying surface.
- 12) Spring mattress option only available in combination with transverse bed or optional "single beds with extendable slatted frame and free-standing table".
- 13) Mattress with matching cover (living room fabric).
- 14) TV pre-wiring is included when ordering the universal awning socket, but without any final fittings (i.e. no TV socket inside the vehicle).
- 15) External pump only available in combination with 30 l fresh water tank.
- 16) When ordering the optional autonomy package, the 230 V hot air blower (partly available as optional extra) is replaced by a 12 V hot air blower.
- 17) The options electric water boiler with 5 l water content and 10 l gas boiler cancel each other. Only one of these positions can be ordered.
- 18) Only available in combination with the optional 30 l water tank.
- 19) GRP roof not available in combination with an awning.
- 20) Not available in combination with optional City water connection.
- 21) When ordering solar panels, the ordering of the Smart-Battery System is mandatory.
- 22) When ordering the sleeping roof, the overall height of the vehicle increases to 246 cm.
- 23) The options sleeping roof and awning cancel each other. Only one of these positions can be ordered.
- 24) Carpet and electric floor tempering cancel each other. Only one of these options can be ordered.
- 25) Sleeping roof package excludes the following options: 5 l electric hot water boiler, additional electric heating, 10 l gas boiler, shower equipment.
- 26) Truma Combi 4 E gas heating with integrated 10 l warm water boiler only available in combination with sleeping roof.
- 27) Only possible in conjunction with a TV preparation/flat screen holder.
- 28) When ordering the sleeping roof, the overall height of the vehicle increases to 246 cm.

LEGAL NOTES ON WEIGHT-RELATED INFORMATION

The weight specifications and tests for caravans are regulated uniformly throughout the EU in EU Implementing Regulation No. 2021/535 (until June 2022: EU Regulation No. 1230/2012). We have summarized and explained the essential terminology and legal requirements from this regulation for you below. Our dealers and the ERIBA configurator on our website are there to give you additional assistance in configuring your vehicle.

1. Technically permissible maximum laden mass

The technically permissible maximum laden mass of the vehicle (e.g. 2,000 kg) is a mass specification defined by the manufacturer that the vehicle must not exceed. You can find information on the technically permissible maximum laden mass of the model you have selected in the technical data. Driving the vehicle even if it exceeds the technically permissible maximum laden mass constitutes an administrative offense that may result in a fine.

2. Mass in running order

In simple terms, the mass in running order is the basic vehicle with standard equipment. This essentially includes the following items:

- > the unladen weight of the vehicle together with the bodywork, including operating fluids;
- > the standard equipment, i.e. all equipment and standard fittings included when the vehicle leaves the factory;
- > the 100% filled water tank or driving tank according to the manufacturer's specifications and a 100% filled aluminum gas cylinder.

You can find information on the mass in running order for each model in our sales documents. It is important to note that the value specified in the sales documents for the mass in running order is a standard value determined in the type approval process and verified by the authorities. It is legally permissible and possible for the mass in running order of the vehicle delivered to you to deviate from the nominal value specified in the sales documents. The legally permissible tolerance is $\pm 5\%$. This allows EU legislation to account for the occurrence of certain fluctuations in the mass in running order due to weight fluctuations in components supplied by third-party suppliers as well as process and weather-related factors. These weight deviations can be illustrated using the following example calculation:

- > Mass in running order according to sales documents: 1,600 kg
- > Legally permissible tolerance of $\pm 5\%$: 80 kg
- > Legally permissible range of mass in running order: 1,520 kg to 1,680 kg

The specific range of permissible weight deviations can be found in the technical data for each model.

ERIBA makes great efforts to reduce weight variations to the minimum level that is unavoidable for production reasons. Deviations at the upper and lower ends of the range are therefore very rare; however, they cannot be completely ruled out technically, even after carrying out all possible optimization measures. For this reason, ERIBA checks the actual weight of the vehicle and compliance with the permissible tolerance by weighing each vehicle at the end of the line.

3. Optional equipment and actual mass

According to the legal definition, optional equipment (also including special or additional equipment) includes all optional equipment parts not included with the standard equipment that are fitted to the vehicle under the responsibility of the manufacturer – i.e. at the factory – and can be ordered by the customer (e.g. awning, smooth panel, Alde heating system, oven, etc.). For information on the individual or package weights of the optional equipment that can be ordered, please refer to our sales documents. In this meaning, optional equipment does not include other accessories that are retrofitted by you or your dealer personally after the vehicle has been delivered from the factory.

The mass of the vehicle in running order (see no. 2 above) and the mass of the optional equipment installed on a specific vehicle at the factory are together referred to as the actual mass. You will find the corresponding information for your vehicle after handover under item 13.2 of the Certificate of Conformity (CoC). Please note that this information also represents a standardized value. Since the mass in running order – as an element of the actual mass – is subject to a legally permissible tolerance of $\pm 5\%$ (see no. 2), the actual mass may also deviate accordingly from the specified nominal value.

4. Payload and minimum payload

The installation of optional equipment is also subject to technical and legal limits: It is only permissible to order an amount of optional equipment for installation at the factory that will leave sufficient free weight for baggage and other accessories (i.e. "payload") without exceeding the technically permissible maximum laden mass.

The payload is obtained by deducting the mass in running order (nominal value according to sales documents; see no. 2 above) and the mass of the optional equipment from the technically permissible maximum laden mass (see no. 1 above).

The EU regulations stipulate a fixed minimum payload for caravans that must remain as a minimum for baggage or other accessories not installed at the factory. This minimum payload is calculated as follows:

Minimum payload in kg $\geq 10 * (n + L)$

where "n" = maximum number of sleeping berths and "L" = total length of the vehicle body (without drawbar).

The maximum number of sleeping berths corresponds to the actual configured sleeping berths of the individual vehicle.

For a caravan with 6 designated sleeping berths and a total length of the vehicle body of 7 m, the minimum payload is calculated as follows: $10 \text{ kg} * (6 + 7) = 130 \text{ kg}$.

To ensure that the minimum payload is maintained, there is a maximum combination of optional equipment that can be ordered for each vehicle model. In the above example with a minimum payload of 130 kg, the total mass of the optional equipment for a vehicle with 6 designated sleeping berths and a mass in running order of 1,750 kg should not exceed 120 kg:

- 2,000 kg technically permissible maximum laden mass
- 1,750 kg mass in running order
- 130 kg minimum payload
- = 120 kg maximum permissible mass for optional equipment

It is important to note that this calculation is based on the standard value for the mass in running order specified in the type approval procedure and does not account for permissible weight deviations for the mass in running order (see no. 2 above).

If the maximum permissible value of 120 kg for the optional equipment is nearly or fully exhausted in this example and the standard value of the mass in running order is applied, it is possible for the minimum payload of 130 kg to be complied with mathematically in the event of an upward weight deviation even if the vehicle has no load capacity.

Here is another example calculation for a vehicle with 6 sleeping berths whose actual weighed mass in running order is 2% above the nominal value:

- 2,000 kg technically permissible maximum laden mass
- 1,785 kg actual weighed mass in running order (in the example: 2% higher than the specified value of 1,750 kg)
- 120 kg optional equipment (maximum permissible value)
- = 95 kg actual load capacity (< minimum pay-mass of 130 kg)

To avoid such a situation, ERIBA further reduces the maximum permissible weight of the total optional equipment that can be ordered depending on the specific model.

The limitation of optional equipment is intended to ensure that the minimum payload, i.e. the legally prescribed free mass for baggage and retrofitted accessories, is actually available for the load capacity of the vehicles delivered by ERIBA.

Since the weight of a specific vehicle can only be determined when it is weighed at the end of the line, in very rare cases a situation may arise in which the minimum payload is not guaranteed at the end of the line despite this limitation of optional equipment.

In order to guarantee the minimum payload even in these cases, ERIBA will check together with your trading partner and you before delivery of the vehicle whether, for example, the load capacity of your vehicle is to be increased or optional equipment removed.

5. Effects of tolerances of the mass in running order on the remaining load capacity

Irrespective of the minimum payload, you should bear in mind that unavoidable production-related fluctuations in the mass in running order – both upwards and downwards – have a corresponding effect on the remaining load capacity: If, for example, you order our example vehicle with optional equipment with a total weight of 90 kg, the calculated payload based on the standard value for the mass in running order is 160 kg.

The load capacity actually available may deviate upwards or downwards from this value due to tolerances.

If the mass of your vehicle in running order is approximately 2% higher than specified in the sales documents, the load capacity is reduced from 160 kg to 125 kg:

- 2,000 kg technically permissible maximum laden mass
- 1,785 kg actual weighed mass in running order (in the example: 2% higher than the specified value of 1,750 kg)
- 90 kg ordered optional equipment of the specific vehicle
- = 125 kg actual load capacity

In order to ensure that the calculated payload is actually adhered to, you should therefore take the possible and permissible tolerances for the mass in running order into account as a precaution when configuring your vehicle.

We also recommend weighing the loaded caravan on a scale before each journey to check whether the technically permissible total weight is adhered to. In addition, we recommend checking the actual drawbar load of the loaded vehicle. This must not be higher than the max. drawbar load of the towing vehicle. Furthermore, the technically permissible maximum laden mass of the vehicle combination must be observed when loaded, i.e. the maximum mass of the combination of your motor vehicle and your caravan.

Hinweis

This price list describes the series status at the time of printing. Despite checking the contents, printing errors cannot be ruled out. We reserve the right to make equipment changes or product improvements in the course of the model year. Please contact one of our authorised ERIBA dealers for information in the current product and series status before concluding a contract.

Some of the vehicles are shown with optional extras, which are included in the current price list and are available at an extra charge. The decoration shown is not part of the ERIBA scope of delivery. The information on scope of delivery, appearance, performance, dimensions and weights of the vehicles - deviations within the factory tolerances (+/- 5 % max.) are possible and permissible - corresponds to the knowledge available at the time of printing.

The information provided complies with European homologation regulations; these may change until the vehicle is purchased or until delivery. Your ERIBA dealer will be pleased to inform you about any changes and the standard scope of delivery.

Copyright © 2023 Hymer GmbH & Co. KG



Hymer GmbH & Co. KG
Postfach 1140
D-88339 Bad Waldsee

www.eriba.com



Follow us on Facebook and Instagram!